

Welcome to St Catherine of Siena

*SUPPORTING SMOOTH
TRANSITIONS
For You And Your Child*

Tuesday 13th June 2023



AIMS



To give you an overview of Early Years Foundation Stage (EYFS) and what your child will be learning



**Statutory framework
for the early years
foundation stage**
Setting the standards for learning,
development and care for children from
birth to five

Published: 31 March 2021
Effective: 1 September 2021

To provide ideas we can effectively work together and how you can best support your child at home

To help you understand what to expect from us



EVALUATION TASK



Everyone has been given an evaluation sheet

Complete before the presentation

Do you have other children attending the school?

<input type="checkbox"/> YES	<input type="checkbox"/> NO
------------------------------	-----------------------------

Was this school your first choice?

<input type="checkbox"/> YES	<input type="checkbox"/> NO
------------------------------	-----------------------------

Do you have any worries about your child starting?

<input type="checkbox"/> YES	<input type="checkbox"/> MAYBE	<input type="checkbox"/> NO
------------------------------	--------------------------------	-----------------------------

Please fill in the *before* sections now and your name!



MEET THE TEAM




Miss Kane
Headteacher



Assistant
Headteacher



Mr Szajko
Class Teacher




Mrs Reidy
Teaching Assistant



Mrs Togher
EYFS Lead



Miss Fisher
Teaching Assistant



WHY IS TRANSITION SO IMPORTANT FOR YOUR CHILD?



Transition: A process not an event



Each child is different and some may take a little longer to settle

Our transition processes are based on the best interests and needs of your child



We will work with you to help your child to settle and be confident in their new surroundings



GETTING TO KNOW YOU AND YOUR CHILD



We will do this by:

- *Home visits*
- *Stay and play sessions*
- *Information gathered from you and the previous setting*
- *Transition for each child carefully planned with you and the class teacher/key person*
- *Opportunities to ask questions and share concerns*



YOUR CHILD



Tell us what your child enjoys doing
by writing it on a post-it *(make sure you
include their name and stick to a board/leave on chair)*



WHAT WILL MY CHILD BE LEARNING?



In Reception our children follow the Early Years Foundation Stage Framework (EYFS). This curriculum is based upon four themes and principles in 'Development Matters'

The Unique Child - Positive Relationships - Enabling Environments - Learning and Development

Prime Areas of Learning	Specific Areas of Learning
Personal, Social and Emotional	Literacy
Communication and Language	Mathematics
Physical Development	Understanding the World
	Expressive Arts and Design

Throughout the year we plan and deliver an engaging curriculum that supports your child's development in all these areas.

At the end of the year, we assess against the Early Learning Goals.



HOW DOES MY CHILD LEARN?

CHARACTERISTICS OF EFFECTIVE TEACHING AND LEARNING



Three characteristics of effective teaching and learning are:

- *playing and exploring* – children investigate and experience things, and ‘have a go’
- *active learning* – children concentrate and keep on trying if they encounter difficulties, and enjoy achievements
- *creating and thinking critically* – children have and develop their own ideas, make links between ideas, and develop strategies for doing things



LEARNING IN THE FOUNDATION STAGE



- ❖ Reception is where the excitement and exploration begins!
- ❖ Environment which is developed around children's individual interests
- ❖ We pride ourselves on being an exciting and engaging place to be - encouraging our children to be independent learners through a range of practical activities
- ❖ We follow a dynamic and interest driven curriculum which allows us to be creative with our lessons and let the children lead their own learning
- ❖ Primarily learn through a variety of play and real-life experiences. Development is tracked through detailed, daily observations and child-initiated interaction
- ❖ Personal learning journey - individual observation and photographs

There are lots of different areas, indoors and outside, for children to explore and develop their learning

Sand
Creative
Investigation
Water

Small world
Construction
Role play
Music



HOW WILL MY CHILD LEARN?



HOW WILL MY CHILD LEARN?



HOW WILL MY CHILD LEARN?



SUPPORT FOR YOUR CHILD



EQUALITY VERSUS EQUITY



In the first image, it is assumed that everyone will benefit from the same supports. They are being treated equally.



In the second image, individuals are given different supports to make it possible for them to have equal access to the game. They are being treated equitably.



In the third image, all three can see the game without any supports or accommodations because the cause of the inequity was addressed. The systemic barrier has been removed.



SUPPORTING INDIVIDUAL NEEDS



What should I do if I think my child may have special educational needs?

If you as parents/carers have a concern about your child, the first person you should speak to about it, is the class teacher. You can make an appointment to discuss your concerns. If appropriate, the concern will then be shared with the Special Educational Needs Co-ordinator (SENCO). You may then be asked to attend further meetings to discuss and agree the next steps for your child

[Special Educational Needs & Disability \(SEND\) | St Catherine of Siena Catholic Primary School \(stcatherinescatholicprimaryschool.co.uk\)](https://stcatherinescatholicprimaryschool.co.uk)



*Our Current SENCO is Mrs Taylor
Next year it will be Mrs Togher*



A DAY IN EYFS!



8:45-9:00 - Fidgety fingers

9:00- 9:10 - Prayers/Chatty time/Register

9:10-9:30 - Daily phonics lesson

9:30-9:45 - Wake and shake followed by an input/whole class teaching.

9:45-11.30 - Child Initiated Learning/tidy up time

11:30- 11:55 - Tidy up, songs, Prayers.

12-1.00 - Lunch

1.00- 1:15- Register/collective worship

1:15-1:30 - Curriculum input/whole class teaching

15 Minute Golden Mile

1:30-3:00 - Child Initiated Learning/adult focus groups

3:00- 3:15- Story/show and tell/circle time/Home time prep.

3.15-3:30 - Home time



A DAY IN EYFS!



Morning Procedures


- ❖ Please bring your child to the relevant gates. We will meet you there to help bring the children in.
- ❖ Please do not drop them earlier than 8.45 unless attending breakfast club.

Collecting your child

- ❖ At the end of the school day you are able to access the school playground from 3.15pm. Please come to collect your child at the brown gate.
- ❖ It is vital that you inform us if someone different is collecting your child. If we are unsure your child will remain at school until we can contact you.
- ❖ Your child's safety is our prime concern at all times so please make sure your child is collected by a known and expected carer.



SPECIAL WEEKS/DAYS



#ANTIBULLYINGWEEK



Parents as partners



We recognise the importance of parents and carers in a child's development. You are your child's first educators and we greatly value any input, opinions and information you can share with us about your child's learning and progress.

We provide many opportunities for parents and carers to take an active part in their child's education. These include:

- ❖ Open day events where parents are welcomed to join in with our sessions—e.g. phonics, writing or maths afternoons.*
- ❖ Start of day activities - Fidgety Fingers*
- ❖ Educational Visits where parent-helpers are invited*
- ❖ Sport/Whole school events- regular newsletters*
- ❖ Class Twitter pages where you can see what we have been up to and post your comments. You can also post pictures and comments about things outside of school and tag us. We love to see them.*
- ❖ EYFS sharing assemblies*



HOW CAN I SUPPORT MY CHILD TO HAVE A SMOOTH START TO SCHOOL?



I am starting school! Here are some ways to help support me to be confident, curious and ready to learn.

- 1. Being independent*
- 2. Feeling good*
- 3. Loving learning*
- 4. Making my voice heard*
- 5. Doing my best*



HOW CAN I SUPPORT MY CHILD AT HOME?



Communicate and talk with your child



Enjoy physical activities together



Have fun exploring maths



Read, tell and make up stories together



Support your child to do things by themselves



Encourage your child to talk and play with others



HOLIDAY ACTIVITIES



GETTING READY FOR SCHOOL.



Tick off the following activities over the summer to help you get ready for school



Find out what is going on at your local family centre



Visit some local parks



Join the local library



Explore the local woods



Practise washing your hands with soap, independently



Practise taking your coat off and putting it back on



Play a board game and practise taking turns



Practise your journey to school



Practise putting your uniform on and taking it off



Practise putting your school shoes on and try wearing them for a day



Practise carrying your food on a plate



Learn to sing a number rhyme



Share books with an adult



Share your toys with a friend



Try a variety of fruit prepare this yourself

★ WELL DONE! YOU ARE 'GETTING READY FOR SCHOOL!' ★

HFL Education

58.1

Supporting Smooth Transitions | 2023



Things to bring to school



Suitable coats—nothing too special as it is likely to get sandy, muddy or wet

Hats, scarves, gloves and sun hats (where applicable)

Water bottles – plastic

Spare clothes in a bag

Book bags, reading records and reading books—these are checked and changed regularly. A book bag will be given to your child on their first day.

A pair of labelled wellies

Please make sure all items are named. It saves a lot of confusion in class and helps children to take responsibility for their belongings.

We ask that parents are as organised as possible and support your child by remembering to send in these key items when they are needed.



UNIFORM



❖ Our winter school uniform

- ❖ Black skirts or trousers
- ❖ Black cardigans or jumpers printed with the school logo
- ❖ White shirts with an open neck. Ties can be purchased from the Uniform shop.

❖ Our summer school uniform

- ❖ Lemon and white gingham summer dress
- ❖ Shorts or skirt with white polo shirt.

❖ Footwear – black shoes – slip on or Velcro

❖ Please make sure all items of clothing, including shoes are clearly labelled before your child starts school

❖ The only jewellery permitted is studs for pierced ears

❖ PE – black shoes or pumps that can be managed independently

❖ Learning environment – both indoors and outdoors so do make sure your child has practical clothing, suitable for the seasonal changes



KEEPING CHILDREN SAFE IS EVERYONE'S RESPONSIBILITY



KEEPING CHILDREN SAFE IS EVERYONE'S RESPONSIBILITY



You...



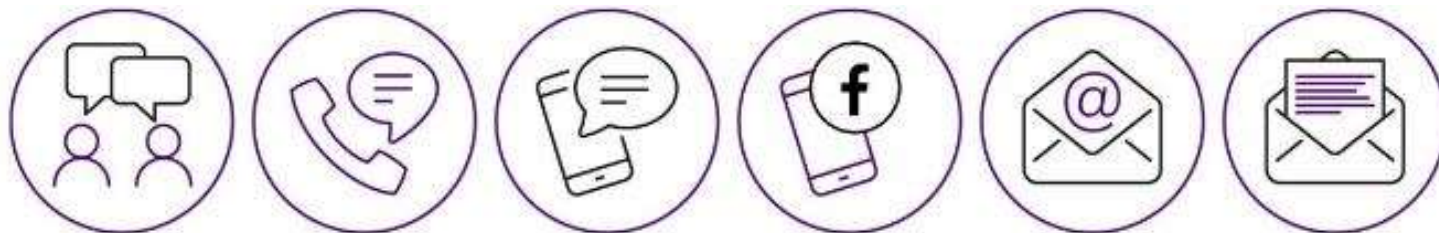
HOW WE COMMUNICATE WITH YOU



Communication is so important. It plays a huge role in ensuring that you are regularly sharing information with us to best support your child.

We do this by...

- Daily chats at pick up time
- Termly parent consultation meetings
- Stay and Play sessions
- Newsletters
- Social Media – Twitter
- Email admin@st-catherine.herts.sch.uk
- School Website <http://stcatherinescatholicprimaryschool.co.uk>



EVALUATION FORM



Review your evaluation sheet.

Complete after the presentation

Do you feel informed about how the school will support you and your child?

 YES	 MAYBE	 NO
---	--	--

Do you understand ways to support your child's learning at home?

 YES	 MAYBE	 NO
---	--	--

Is there any other information you feel would be useful?

Please fill in the after sections now

FUTURE DATES FOR YOUR DIARY



Wednesday 5th July – Settling in session/visit to EYFS.

Please bring your child to the brown gate between 1:30-1:45pm.



We welcome you to come into the classroom with your child and settle them into an activity. You can then wait in the hall until it is time to collect your child at 3:00pm.

This is a great opportunity to meet other parents.



FUTURE DATES FOR YOUR DIARY



Start dates for September 2023

Tuesday 5th and Wednesday 6th September - Home visits

Monday 11th September - Thursday 14th September (9.15am - 12.00pm)

Friday 15th September 9.15am - 1.30pm (staying for lunch)

From Monday 18th September, our intention is for all children to attend full time (8.45am - 3:30pm)

Any amendments to this will be on an individual basis.



THE FIRST DAY! MONDAY 11TH SEPTEMBER 2023



Please bring children to the brown gates between 9:15am – 9:30am.



We will encourage you to bring the children to the classroom and then say goodbye. Please collect your child at the brown gates at 12pm.



QUESTION TIME



No question is a silly question...



If anyone has anything they would like to ask please feel free to



BEFORE YOU GO...



Take some photos of the classroom/provision and make sure you are in at least one of them.

You can then show your child you have been here!



WE LOOK FORWARD TO
WELCOMING YOU AND YOUR CHILD!



Be who God created you to be and you
will set the world on fire!

St Catherine of Siena



Supporting Smooth Transitions | 2023

